




突帶付高台杯



1 風字硯(硯面)



2 風字硯(裏面)



3 2区出土須恵器



1 窯壁



2 窯1出土窯壁(1)




3 窯1出土窯壁(2)




4 窯2出土窯壁(1)



5 窯2出土窯壁(2)



1 平瓦凸面タタキ整形痕



2 窯1出土瓦



1 窯2出土瓦(1)



2 窯2出土瓦(2)





1 窯2出土平瓦



2 灰原出土平瓦



1 灰原出土丸瓦



2 排滓場1・2出土平瓦



1 1区遺構外出土瓦




2 瓦溜まり1出土瓦






1 瓦溜まり1出土熨斗瓦




2 瓦溜まり1周辺Ⅱ層出土平瓦



1 瓦溜まり1周辺Ⅱ層出土丸瓦



2 瓦溜まり2出土瓦



隅切瓦




1 瓦製相輪・九輪(上面)




2 瓦製相輪・九輪(下面)






炉壁上段～下段(基部)






炉壁上段～中段





炉壁中段下半～下段上半(通風孔部)



炉壁下段上半(通風孔部)～下段下半(基部)





1 炉壁通風孔部～基部(1)



2 炉壁通風孔部～基部(2)




3 炉壁通風孔部～基部(3)



4 炉壁通風孔部～基部(4)




1 炉壁コーナー部(1)



2 炉壁コーナー部(2)



3 炉壁内面簀巻き痕



4 炉壁木舞孔